

## A Simple Patchwork Cushion Cover

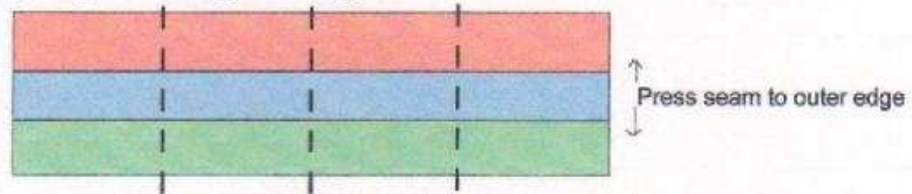
Materials:- One 12 inch square cushion insert.

Three 2.1/2 inch X 26 inch strips in three coordinating colours. (Front of cushion cover.)

Two 12.1/2 inch X 9.1/2 inch. This material should be the same as one of the strips. (Back.)

Front of cushion cover:

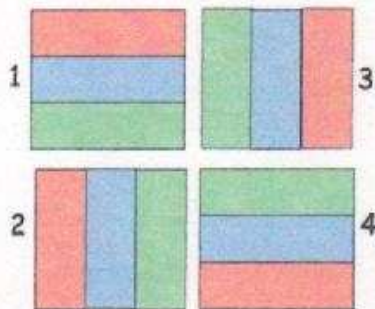
Join the three strips together along their length.




Cut (dotted lines) into four 6.1/2 inch squares.

Next arrange into a pattern for example:-

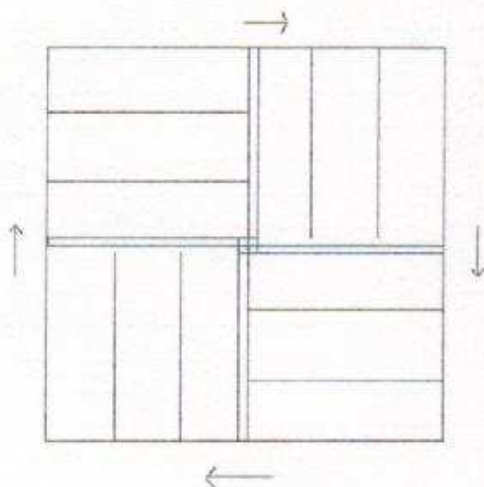
This



or this.



Join squares 1 and 2 together, 3 and 4 together. Then join 1,2 and 3,4 together, keeping to the pattern.



Press seams in the direction of the arrows. The centre where the four seams meet should open out and lay flat.

Turn over so that the right side is upper most.