


Cut 7 paper templates to this size and 7 fabric pieces with added seam allowance.


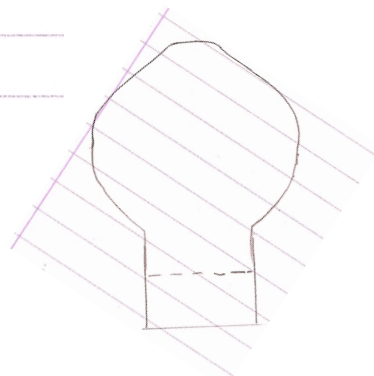


Cut 6 paper templates to this size and 7 fabric pieces with added seam allowance.

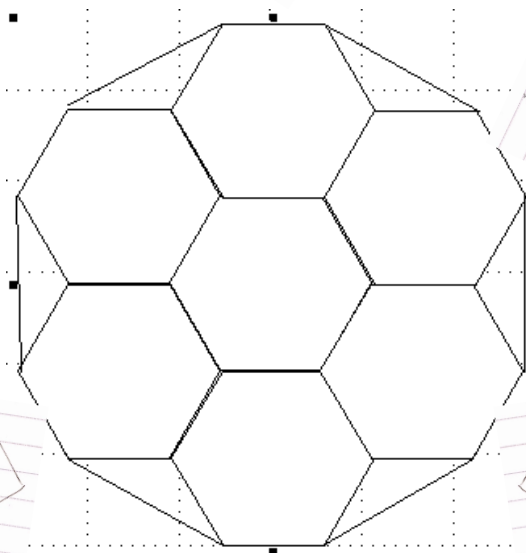
English paper piecing.

Tack fabric to papers with fabric right side out.

Whip stitch along edges of fabric pieces.



Assembly



Tail: insert at bottom, under hexagons. Use cord/fabric strip/embroidery thread/etc..

Assembling the turtle.

Pin assembled turtle body to background.
Position head, legs and tail in relation to body.
Appliqué to background.
Appliqué turtle body to background fabric – use whatever method you like!